

Transducer Guide

Voluson Expert Series Extraordinary vision










Extraordinary vision starts with advanced transducer technology. We collaborate with physicians and sonographers to evolve Voluson products to help meet your needs, and create innovations that put advanced technology for Women's Healthcare applications at your fingertips.

The Voluson* Expert Series supports a wide range of transducers that help provide quality imaging – especially in first trimester and complex gynecological exams.




Our innovative high-resolution 4D transvaginal transducer helps reveal fine detail and helps enhance diagnostic confidence.

You can rely on Voluson Expert Series transducers to help deliver exceptional image quality.



	Description	Applications	FOV	Bandwidth	Availability
Small Parts – 2D					
 SP10-16-D H48651MT	Wide Band Linear Transducer	Small Parts, Breast Peripheral Vascular, Pediatrics, Musculoskeletal	33.7 mm	7 – 18 MHz	VE6, VE8 Expert
 11L-D H40432LN	Wide Band Linear Transducer	Small Parts, Breast Peripheral Vascular, Pediatrics, Musculoskeletal	37.4 mm	4 – 10 MHz	VE6, VE8 Expert
 9L-D H40442LM	Wide Band Linear Transducer	Small Parts, Peripheral Vascular, Pediatrics, Obstetrics, Musculoskeletal	43.0 mm	3 – 8 MHz	VE6, VE8 Expert
 ML6-15-D H40452LG	Wide Band Linear Transducer with Active Matrix Array Technology	Small Parts, Breast Peripheral Vascular, Pediatrics, Musculoskeletal	49.6 mm	4 – 13 MHz	VE8 Expert
Abdominal – 2D					
 4C-D H4001BC	Wide Band Convex Transducer	Abdomen, Obstetrics, Gynecology	58° Wide 81° <i>(only E8 Expert)</i>	2 – 5 MHz	VE6, VE8 Expert
 C1-5-D H40452LE	Wide Band Convex Transducer	Abdomen, Obstetrics, Gynecology	69° Wide 113° <i>(only E8 Expert)</i>	2 – 5 MHz	VE6, VE8 Expert
 C4-8-D H48681AS	Wide Band Convex Transducer	Abdomen, Obstetrics, Gynecology, Pediatrics, Urology	75° Wide 95° <i>(only E8 Expert)</i>	2 – 8 MHz	VE6, VE8, VE8 Expert
 AB2-7-D H48651MW	Wide Band Convex Transducer	Abdomen, Obstetrics, Gynecology, Urology, Pediatrics	80° Wide 107° <i>(only E8 Expert)</i>	2 – 8 MHz	VE6, VE8 Expert
 M6C H40432LM	Wide Band Convex Transducer with Active Matrix Array Technology	Abdomen, Obstetrics, Gynecology, Pediatrics, Urology	60° Wide 84° <i>(only E8 Expert)</i>	1 – 7 MHz	VE8 Expert

	Description	Applications	FOV	Bandwidth	Availability
Phased Array – 2D					
 S4-10-D H45302LA	Wide Band Phased Array Transducer	Small Parts, Cardiology, Pediatrics	90°	4 – 9 MHz	VE6, VE8 Expert
 PA 6-8-D H48651MZ	Wide Band Phased Array Transducer	Small Parts, Cardiology, Pediatrics	90°	4 – 10 MHz	VE6, VE8 Expert
 3Sp-D H48681AZ	Wide Band Phased Array Transducer	Cardiology, Obstetrics, Abdomen, Neurology, Pediatrics	90°	1 – 5 MHz	VE6, VE8 Expert
Endocavity – 2D					
 IC 5-9-D H40442LK	Wide Band Endocavitary Micro-convex Array Transducer	Obstetrics, Gynecology, Urology	146° Wide 179°	4 – 9 MHz	VE6, VE8 Expert
Micro Convex – Real-time 4D					
 RNA5-9-D H48651MY	Wide Band Convex Volume Transducer	Abdomen, Small Parts, Cardiology, Obstetrics, Pediatrics	116°, V 116° x 90° Wide 144°, V 144° x 90° <i>(only E8 Expert)</i>	3 – 9 MHz	VE6, VE8 Expert
Abdominal – Real-time 4D					
 RAB2-5-D H48651MN	Wide Band Convex Volume Transducer	Abdomen, Obstetrics, Gynecology	80°, V 80° x 85° Wide 98°, V 98° x 85° <i>(only E8 Expert)</i>	1 – 4 MHz	VE6, VE8 Expert
 RAB4-8-D H48651MP	Wide Band Convex Volume Transducer	Abdomen, Obstetrics, Gynecology, Pediatric, Urology	70°, V 70° x 85° Wide 90°, V 90° x 85° <i>(only E8 Expert)</i>	2 – 8 MHz	VE6, VE8 Expert
 RAB6-D H48681MG	Wide Band Convex Ultra-light Volume Transducer	Abdomen, Obstetrics, Gynecology, Pediatrics, Urology	63°, 63 x 85° (volume scan) Wide 90°, 90 x 85° (volume scan)	2 – 7 MHz	VE6, VE8 Expert
 RM6C H48671ZG	Wide Band Convex Volume Transducer with Active Matrix Array Technology	Abdomen, Obstetrics, Gynecology, Pediatrics, Urology	60°, V 60° x 85° Wide 90°, V 90° x 85°	2 – 6 MHz	VE8 Expert

	Description	Applications	FOV	Bandwidth	Availability
Endocavity – Real-time 4D					
 RRE5-10-D H48671WS	Wide Band Micro-convex Volume Endocavitary Transducer	Gynecology, Urology	147°, V 147° x 135° Wide 206°, V 206° x 135°	4 – 9 MHz	VE6, VE8 Expert
 RIC5-9-D H48651MS	Wide Band Endocavitary Volume Transducer	Obstetrics, Gynecology, Urology	146°, V 146° x 120° Wide 179°, V 179° x 120°	4 – 9 MHz	VE6, VE8 Expert
 RIC6-12-D H48651NA	Wide Band Endocavitary Volume Transducer	Obstetrics, Gynecology, Urology	149°, V 149° x 120° Wide 195°, V 195° x 120°	5 – 13 MHz	VE8 Expert
Small Parts – Real-time 4D					
 RSP6-16-D H48651MR	Wide Band Linear Volume Transducer	Small Parts, Breast, Peripheral Vascular, Pediatrics, Musculoskeletal	37.4 mm V 37.4 mm x 29°	6 – 18 MHz	VE6, VE8 Expert
 RM14L H48681AR	Wide Band Linear Volume Transducer with Active Matrix Array Technology	Small Parts, Breast, Peripheral Vascular, Pediatrics, Musculoskeletal	37.4 mm V 37.4 mm x 30°	4 – 14 MHz	VE8 Expert

Note: 2MHz and 4MHz non-imaging CW transducer also available.

GE Healthcare
9900 Innovation Drive
Wauwatosa, WI 53226
U.S.A.

www.gehealthcare.com



© 2012 General Electric Company – All rights reserved.

General Electric Company reserves the right to make changes in specifications and features shown herein, or discontinue the product described at any time without notice or obligation. Contact your GE Representative for the most current information.

GE and GE Monogram are trademarks of General Electric Company.

GE Medical Systems Ultrasound & Primary Care Diagnostics, LLC, a General Electric company, doing business as GE Healthcare.

* Trademark of General Electric Company.

DOC1024039